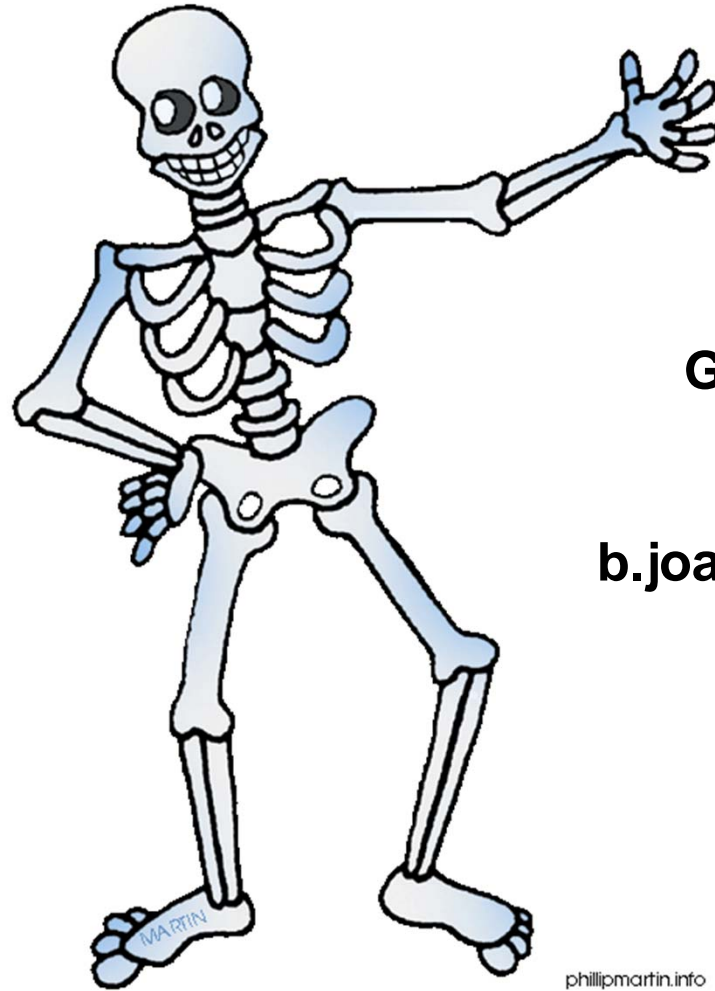


**THE
BARE BONES
OF
EXTENSION**



**B. Joan Goodman
Goodman Enterprises
(505) 934-0514
b.joangoodman@yahoo.com**

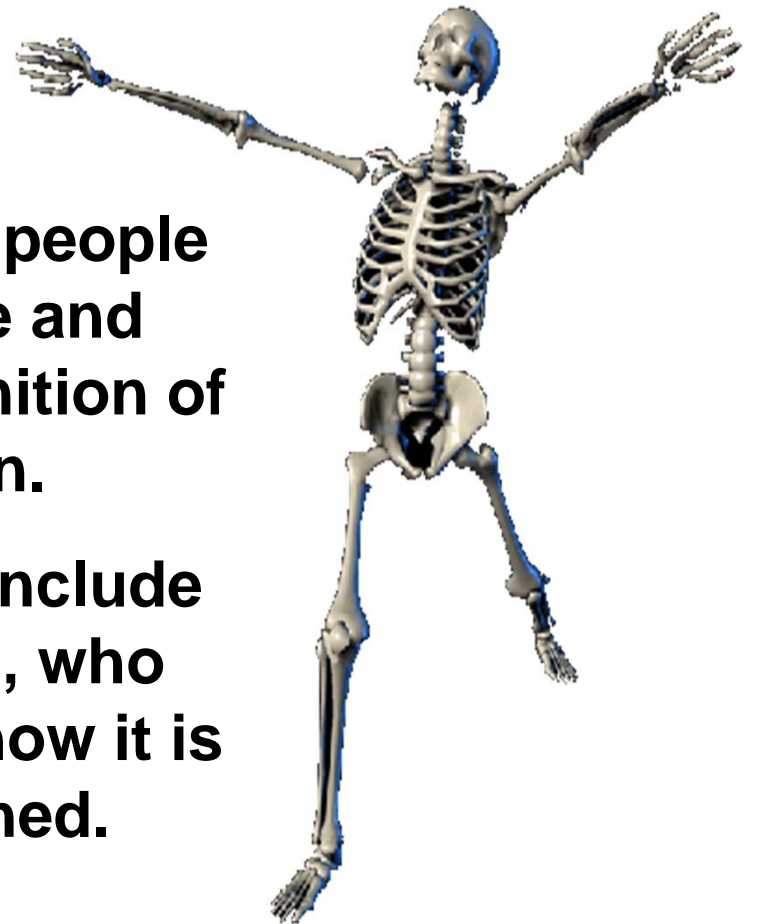
**Nancy J. Garcia
Coordinator
Family Extension and
Education Program**

**SIPI
(505) 922-4090
Nancy.Garcia@Bie.edu**

WHAT IS EXTENSION?

**Work with the people
at your table and
develop a definition of
extension.**

*****Be sure to include
who benefits, who
provides and how it is
accomplished.**



Whose Program Is It?

Does the program belong to the Institution?

**Or, does the program belong to the
stakeholders?**

What difference does it make?


Who Are Your Stakeholders?

- Stakeholders are all the people who are impacted by the program.
- Think of your own program and quickly jot down who your main stakeholders are.
- How do you seek their input?

Stakeholder Input Can Be Gathered In Many Ways

- Surveys
- Focus Groups
- Informal Conversations
- Representative Advisory Groups
- Activity Assessment Forms
- Suggestion Boxes
- Interviews

Speak



Sample Stakeholder Survey

- Nancy Garcia will now discuss the Stakeholder Survey that she conducted. It is in your packet.


Two Types of Community Action Building

- Strength-Based
- Deficit- Based
- They can be interconnected.


Think of Your Own Community

- On the green post-it note, write one strength that your community possesses.
- On the blue post-it note, write one area of improvement that your community needs to address.
- On the coral note, think of a program you do that addresses the area of improvement by using the strength of the community.

Communication



Listen



Clarity of Purpose

- You know what you would like to do, now it is time to plan how you will get it done.
- Develop a vision of your proposed program. What do you hope to accomplish?
- Share with the people at your table.

Importance of Collaboration

- Who can you team up with to strengthen your project?
- Each collaborator brings a resource to the project.
- Discuss collaboration possibilities at your table.

Planning

- The Logic Model is one way of planning your project.
- At first glance, it may be overwhelming, but think of it as a “map of your thinking.”
- Let’s look at the sample of the SIPI Logic Model that is in your packet.

Yeah! You Got Funded!



Compliance

- How do you keep track of everything that is going on?

Nancy is going to share one way that FEEP monitors expenditures.

Discuss your systems at your tables and list them on the large flip chart paper.

Assessment

- Formative
 - Summative
 - Quantitative
 - Qualitative
-
- Assessment must be tied to the outcomes on the logic model. Assessment should guide your program

Oops, You Need More Money!

- Leverage of funds
- How can you expand your program?
- Where do you want to go next?

Blow Your Horn

- Reporting Requirements for Funders
- Impact Statements
- Let people know what you are doing!
- Continue to grow!
- Be willing to take a risk!